

# Digital Banking

## First Time Login Instructions

In order to access First State Bank's new Mobile Banking from a mobile device you will need to **download the new First State Bank Mobile App from the Google Play Store or Apple's App Store.** To access digital banking from a PC you can click on the digital banking link on our website ([www.firststatebanks.com](http://www.firststatebanks.com)).

Customer Login experience is the same regardless of the device they use to log in.

### Step 1


Using a PC or mobile device, you will enter your current username, and temporary password. The username is the current username you use to login with and the temporary password will be your username plus the last four (4) digits of your Social Security Number.

Select SIGN IN to continue.

### Example:

Username: FSBBANKING

Password: FSBBANKING6789



Logging in for the first time since the upgrade? Your username will be the same. Your temporary password will be username + Last 4 of SSN.

**FS First State Bank**

USERNAME  
260739476

PASSWORD  
●●●●●●●●

SIGN IN

Remember Username

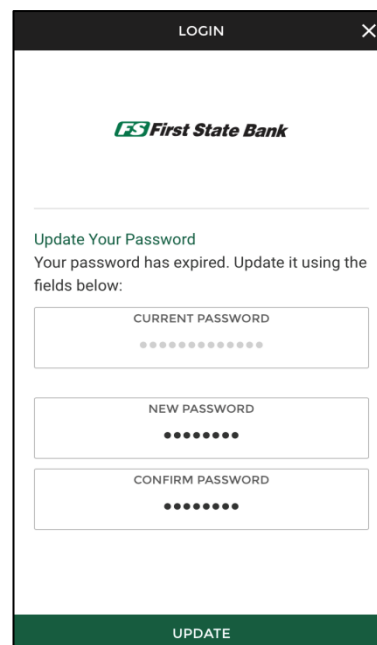
New User   Forgot Password   Forgot Username

Privacy Policy   FDIC

### Step 2

You will be prompted to establish a new password. **Password must contain 8 characters (upper and lower case, number, and special character).**

After creating your new password push UPDATE at the bottom of the screen to continue.



LOGIN

**FS First State Bank**

Update Your Password  
Your password has expired. Update it using the fields below:

CURRENT PASSWORD  
●●●●●●●●

NEW PASSWORD  
●●●●●●

CONFIRM PASSWORD  
●●●●●●

UPDATE

### Step 3

Next, you will be prompted to setup 3 security questions and corresponding answers.

Once you have completed your security questions push the UPDATE bar at the bottom of the screen to continue.

The image displays two side-by-side screenshots of the First State Bank mobile app's 'Update Your Security Questions' screen. Both screens have a black header with 'LOGIN' and a close button. The left screenshot shows the 'Update Your Security Questions' title and a message: 'One or more of your security questions are not set. Update them using the fields below:'. It lists three questions, each with a 'Click to choose question' link. The right screenshot shows the same screen with answers entered in text boxes: 'ANSWER FSBTEST1' for Question 1, 'ANSWER FSBTEST2' for Question 2, and 'ANSWER FSBTEST3' for Question 3. A green 'UPDATE' button is visible at the bottom of both screens.

### Step 4

You will be prompted to answer one of the security questions you setup as part of your initial login process.

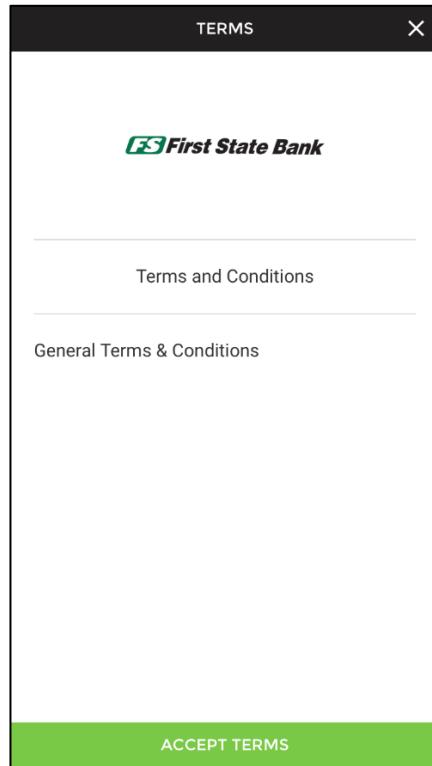
Press SUBMIT at the bottom of the screen to continue.

The image shows a single screenshot of the First State Bank mobile app's security question screen. It features a black header with 'LOGIN' and a close button. The 'First State Bank' logo is centered. Below the logo is a text input field containing 'ANSWER FSBTEST3'. Underneath the input field is a 'Remember Device' checkbox, which is currently unchecked. At the bottom of the screen is a green 'SUBMIT' button.

**Step 5**

You must agree to Terms and Conditions before you can proceed with logging in.

To accept Terms and Conditions press the green ACCEPT TERMS bar at the bottom of the screen.



The next time you attempt to login, you will have the opportunity to 'remember this device' so you will not have to repeatedly answer one of your 3 security questions.

